

# Domestic Violence in Hawai'i

---

## DATA AND STATISTICS SNAPSHOT

- **Domestic violence (DV)** is the willful intimidation, physical assault, battery, sexual assault, and/or other abusive behavior as part of a systematic pattern of power and control perpetrated by one intimate partner against another.
- **Intimate partner violence (IPV)** is abuse or aggression that occurs in a romantic relationship referring to both current and former spouses and dating partners.
- **Stalking** is a pattern of behavior directed at a specific person that would cause a reasonable person to fear for the person's safety or the safety of others; or suffer substantial emotional distress.
- **Dating violence** is violence committed by a person who is or has been in a social relationship of a romantic or intimate nature with the victim.

**Note:** The information below represents the most up to date data available at the time. Click on the links in References for the full report.

## Nationwide<sup>2</sup>

Almost **1 in 2 Women**

**40% Men**

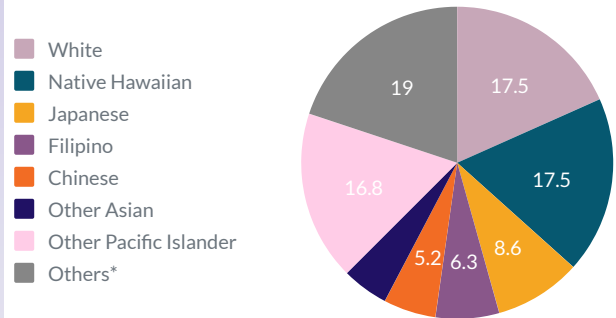
**54% Transgender<sup>1</sup>**

have experienced intimate partner violence in their lifetime

## Hawai'i<sup>7</sup>

**13%** of people experienced IPV in their lifetime

Racial Identity of those who have experienced IPV (%)



\*Includes more than one race and Hispanic or Latino origin

## In A Single Day...<sup>4</sup>

in 2021, domestic violence programs in Hawai'i:

Served



**950**

Survivors

Received



**81**

Hotline Calls

Unable to meet

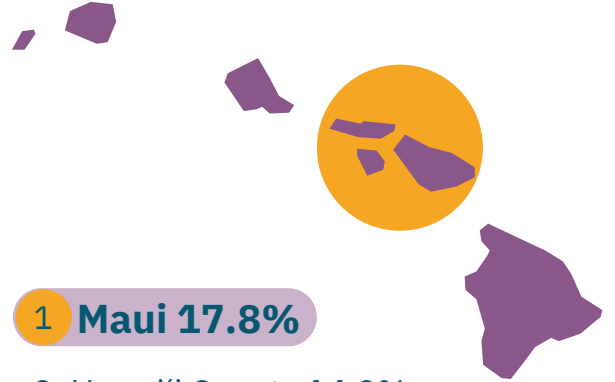


**67**

Requests for Service\*

\*(incl. housing and emergency shelter)

## Prevalence By County<sup>7</sup>



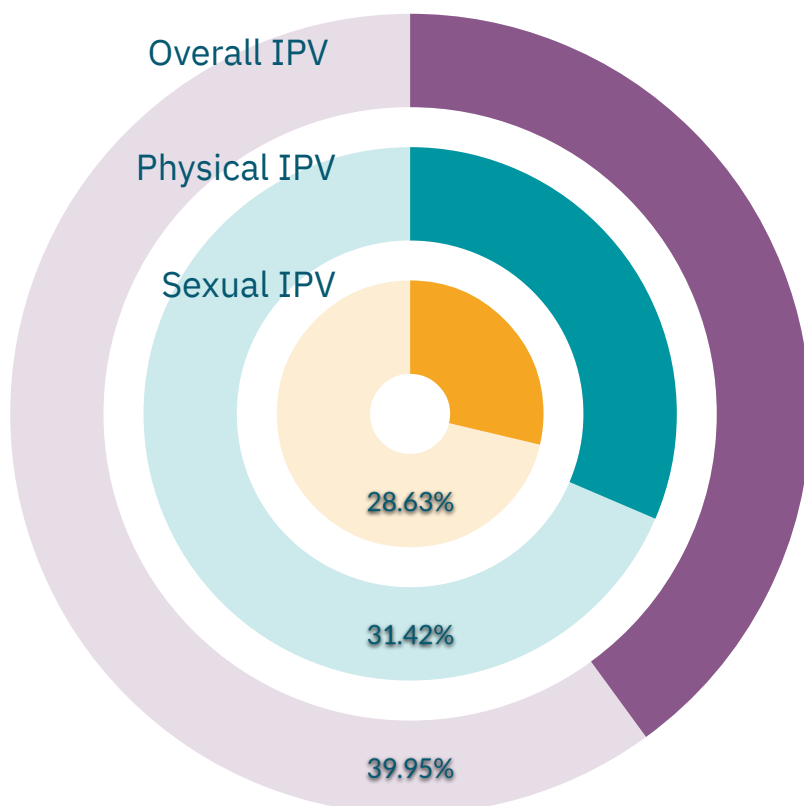
1. Maui 17.8%

2. Hawai'i County 14.9%

3. Kaua'i County 13.8%

4. Honolulu County 11.9%

## LGBTQ+ Community in Hawai'i<sup>8</sup>



Research has shown that LGBTQ+ individuals have a higher lifetime prevalence of IPV than the general national population.

Additionally, transgender and gender non-conforming individuals are at a particularly increased risk of IPV.

Because of the discrimination and marginalization that LGBTQ+ individuals historically and currently experience, these communities face additional barriers to seeking help and support from service providers.

# Emergency Shelter<sup>5</sup>

Emergency shelters in Hawai'i offer survivors of domestic violence up to 120 days a safe haven. Shelters offer counseling support, services for adults and children, safety planning and more, all while ensuring each person's basic needs are met.

This data was obtained from October 2020 to September 2021. It includes information from 8 domestic violence shelters throughout the state.



**34,275**  
Shelter Nights



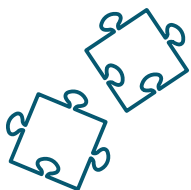
**571**  
Adults  
(**555** Women and **16** Men)



**469**  
Children

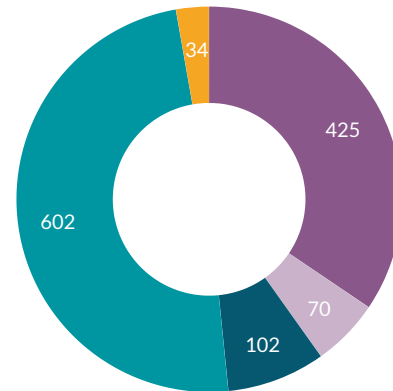


**22**  
People Identifying as  
LGBTQ+



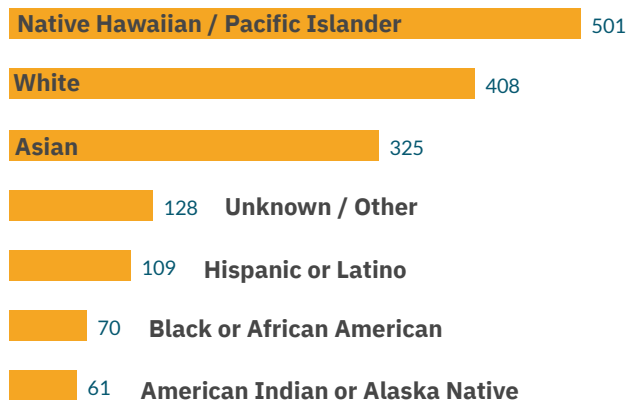
**434**  
Unmet Requests  
for Shelter

## Ages of Shelter Residents



0-12 13-17 18-24 25-59 60+

## Racial Identity of Shelter Residents



# Dating and Domestic Violence in the University of Hawai'i System<sup>3</sup>

## 18.5%

of students reported experiencing dating or domestic violence while enrolled in the University of Hawai'i system



## Stalking<sup>6</sup>

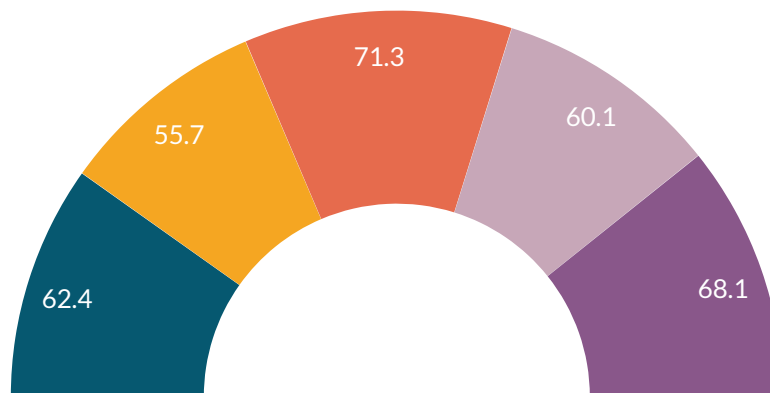


Almost **7 out of 10** women in Hawai'i have reported experiencing stalking by a current or former intimate partner (68.1%)

## Age of First IPV Victimization Among Women<sup>2</sup>



## Types of Stalking Experienced by Women in Hawai'i (%)<sup>6</sup>



■ Watched, Followed ■ Approached, Showed up ■ Unwanted Messages or Phone Calls  
■ Damaged Personal Property ■ Threats of Physical Harm

# Domestic Violence in Hawai'i

## Notes and References

1. James, S. E., Herman, J. L., Rankin, S., Keisling, M., Mottet, L., & Anafi, M. (2016). The Report of the 2015 U.S. Transgender Survey. Washington, DC: National Center for Transgender Equality. <https://transequality.org/sites/default/files/docs/usts/USTS-Full-Report-Dec17.pdf>
2. Leemis R.W., Friar N., Khatiwada S., Chen M.S., Kresnow M., Smith S.G., Caslin, S., & Basile, K.C. (2022). The National Intimate Partner and Sexual Violence Survey: 2016/2017 Report on Intimate Partner Violence. Atlanta, GA: National Center for Injury Prevention and Control, Centers for Disease Control and Prevention. [https://www.cdc.gov/violenceprevention/pdf/nisvs/NISVSReportonIPV\\_2022.pdf](https://www.cdc.gov/violenceprevention/pdf/nisvs/NISVSReportonIPV_2022.pdf)
3. Loui, Patricia, Martin, Sandra, Fisher Bonnie. (2021). 2021 Report on University of Hawai'i Student Campus Climate Survey on Sexual Harassment and Gender Violence. <https://www.hawaii.edu/titleix/documents/12871/>
4. National Network to End Domestic Violence (2022). 16th Annual Domestic Violence Counts Report. Washington, DC. Retrieved from: NNEDV.org/DVCounts. <https://nnedv.org/wp-content/uploads/2022/03/16th-Annual-Domestic-Violence-Counts-Hawaii-Summary-FINAL.pdf>
5. Reported to Department of Human Services
6. Smith, S.G., Chen, J., Basile, K.C., Gilbert, L.K., Merrick, M.T., Patel, N., Walling, M., & Jain, A. (2017). The National Intimate Partner and Sexual Violence Survey (NISVS): 2010-2012 State Report. Atlanta, GA: National Center for Injury Prevention and Control, Centers for Disease Control and Prevention. <https://www.cdc.gov/violenceprevention/pdf/NISVS-StateReportBook.pdf>
7. Vergara R, Hayes D, Higashi J, Liang S, Kaiwi H, Arakaki K. (2018). "Violence Between Intimate Partners in Hawaii Across the Life Span. Data from BFRSS, PRAMS and YRBS" Honolulu, HI: Hawaii State Department of Health, Family Health Services Division. [https://health.hawaii.gov/fhsd/files/2019/02/IPV-Fact-Sheet\\_2018\\_FINAL\\_01-29-19-1.pdf](https://health.hawaii.gov/fhsd/files/2019/02/IPV-Fact-Sheet_2018_FINAL_01-29-19-1.pdf)
8. Wong, J., La, V. V., Lee, S. E., & Raidoo, S. (2020). The ALOHA Study: Intimate Partner Violence in Hawai'i's Lesbian, Gay, Bisexual, and Transgender Community. *Hawai'i journal of health & social welfare*, 79(6), 187–193. <https://www.ncbi.nlm.nih.gov/pmc/articles/PMC7281343/>